

Technical Information

Please refer to our conditions of hire and appendix to conditions of hire available on our website here:-

<http://www.centralbedfordshire.gov.uk/leisure/leighton-buzzard-library-theatre/venue-hire.aspx>

Access

The Theatre is situated on the second floor of the Library building and contains a raised stage area with 170 raked seats in ten rows of 17 with side access.

Ground Floor access from Lake Street is via double doors to the Library. Delivery vehicles may unload immediately outside these doors, but access to the parking space is via disabled parking bays in Lake Street and may not always be accessible. Parking for a limited number of vehicles is accessible at the rear of the building and should be requested before arrival

From the entrance, access to the Theatre is by passenger lift or by carrying up three flights of stairs and through two sets of double doors.

Please advise us in advance of how many staff members you will require from the venue to assist with your get in.



Stage Dimensions and Plan

Stage Width	23feet 6 inches (7.13 metres)
Stage Depth	21 feet 6 inches (6.55 metres)
Height	12 foot 6inches (3.81 metres)

The Stage Floor is of polished timber planking, which may be covered with a Harlequin floor in black. Twenty-four hours minimum notice is required on choice of floor, which can only be laid or taken-up by Theatre Staff.


Stage screws are not allowed.

The Theatre has 6 stage weights which are available for use.

Safe Working Loads

Bar	Safe Working Load
FOH BAR	80KG
FOH AUDITORIUM LEFT BAR	50KG
FOH AUDITORIUM RIGHT BAR	50KG
LX1	80 KG
LX2	80KG
LX3	110KG
BACK WINCH BAR	50KG 40KG
STAGE LEFT SIDE BAR	40KG
STAGE RIGHT SIDE BAR	


Stage Dimensions and Plans



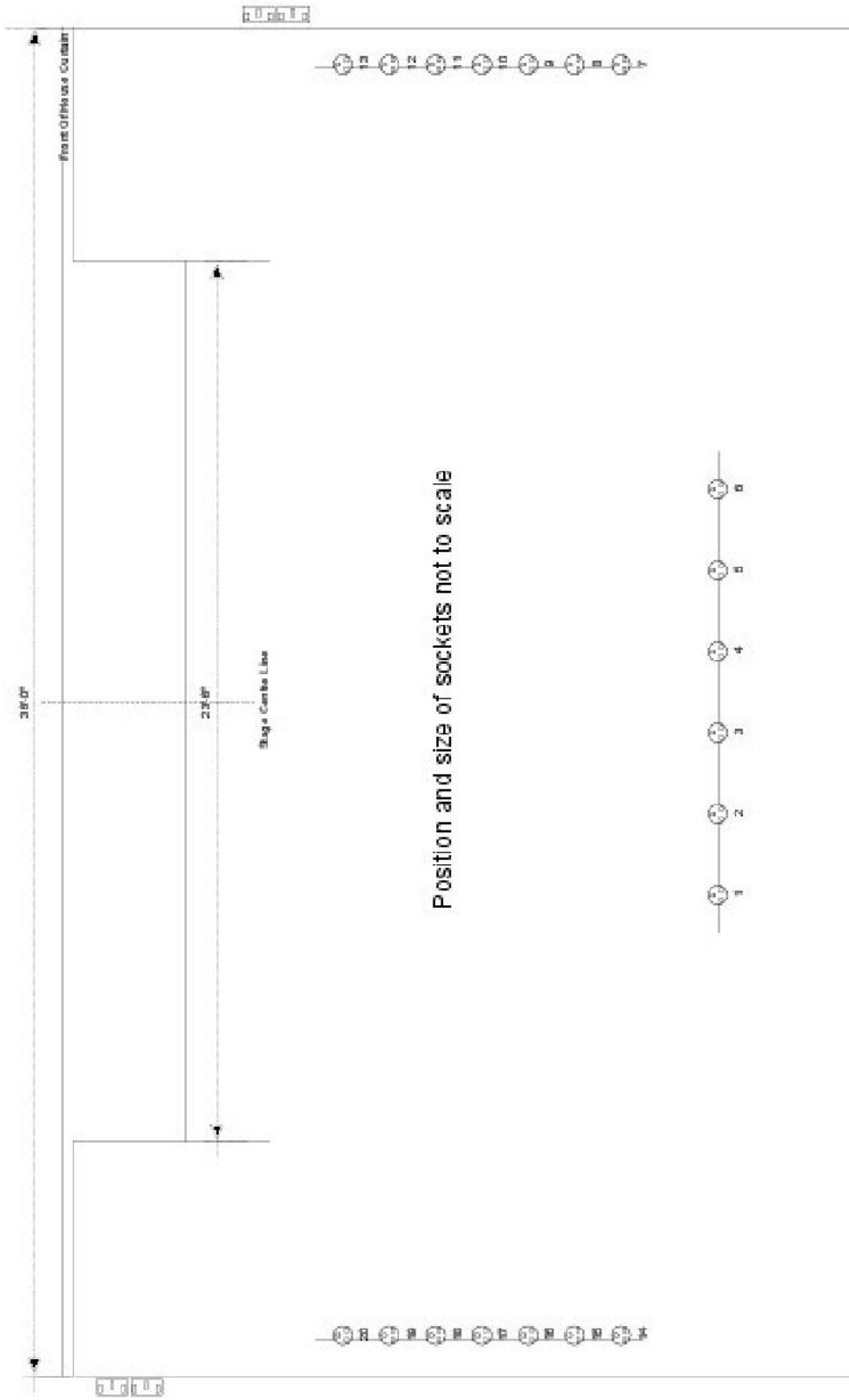
Leighton Buzzard Theatre Stage Plan
 Stage Scale: 1 inch = 4 feet (approx.)
 Version 4.0
 15 Dec 2017 - DEM

Plans (approx. sizes)

1 foot	_____
2 foot	_____
3 foot	_____
4 foot	_____
5 foot	_____



Positions and sizes of fixtures and sockets is approximate.
 Not all positions are occupied.



Leighton Buzzard
Theatre
Auditorium Power /
DMX

Stage Scale: 1 inch = 4 feet
(approx.)

Version 4.00
07 Dec 2017 - DEM

-  Square pin outlet
-  Round pin outlet (Circuit 20)



Lighting Equipment

ETC 500w Fresnel *	22
ETC Fresnel Barndoors	22
ETC Source Four Lustre profile *	8
ETC Source Four Lustre Gobo Holder	10
ETC 500w Source Four Jnr 25 - 50 degree profile*	18
ETC Source Four Jnr Iris	16
ETC Source Four Jnr Gobo Holder	7
Flood Light ZOC64*	9
Mirrorball and Motor (Available for one night events or hires where the projector is not in use during the run)	1
Strand Followspot Patt 293 2000w*	1
Profile Spot Lantern Patt.23 500w	3
ETC ION Lighting desk with Touch screen, keyboard and mouse	1
15A Grelco	6

We also have an assortment of 15amp and 13amp cables.

Our dimmers are able to provide hard power to any 15amp socket within the auditorium if required.

We have 5pin dmx tie lines on all of our lighting bars and 2 on each side of the stage with patch leads available. We do not have long lengths of dmx on site.

*We have gel frames for these lighting fixtures.

Sound Equipment

Soundcraft LX72 Sound Desk (with 24 Patch leads and 6 Aux leads).	1	Stereo Mini Jack - Dual Jack Cable (Laptop sound)	2
Peavey Foldback Speakers + Cables	2	Cranford Techpro Beltpack + Headset + Cable (2 different styles)	6
TEAC CD Player	1	Cranford Techpro Powerpack + Cable	1
Mini Disk Player	1	<p>Tie lines</p> <p>We have 12 XLR sends and 4 XLR returns on each side of the stage and 2 NL2 sends for our fold backs on each side of the stage.</p> <p>Pianos and Orchestras</p> <p>A Baby grand piano is available on the stage only. We also have an upright piano available for on the auditorium floor in between the seating and stage only. Small orchestras may be accommodated on stage or on the auditorium floor between the stage and seating.</p> <p>Please contact us in advance if you wish to use either of these and require the pianos to be tuned.</p> <p>Projection.</p> <p>The theatre has a cinema screen , approx. meters from the front edge of the stage.</p> <p>We don't have any portable projectors onsite, however connections are possible in to our cinema projector for conferences and events. Please contact the venue in advance to discuss this.</p>	
Tascam CD player with USB port and SD slot	1		
TEAC Twin Cassette Player	1		
Sennheiser EW300 G3 Radio Microphone Receivers	4		
Sennheiser Handheld Radio Microphones	4		
Sennheiser Bodypack transmitters	4		
Lapel Microphones	4		
Headset Microphones	4		
Shure SM57 Microphone	4		
Shure SM58 Microphone	6		
XLR Microphone Lead (Various Lengths)	10		
Microphone stands	10		
EMO D.I. Box	4		
Stereo Mini Jack - 2 XLR (Laptop sound)	2		

Access Equipment

We have :- 10 rung zarge, predominately for use onstage

Waku Ladder—for onstage or foh side bar access

Scaffold Tower—for access to foh bars

Access to the foh lighting bar above the main auditorium is via scaffold tower only. Please let us know in advance if you wish to gain access to this bar and staff will ensure the tower is set up in time. A member of staff with PASMA training needs to be present when the tower is erected.

Access to the side bars front of house can be via scaffold tower or the Waku ladder which can be set up to be used on the auditorium stairs. Please note, that the stairs on house left are fixed and do not fold away with the seating when the seating is retracted.

Backstage Facilities

Backstage we have 2 dressing rooms suitable for up to 5 adults, with showers, wash basin, mirrors and clothes rails in each. We also have a meeting room (additional charges may apply) which can be used as green room with a small kitchenette facility (Kettle, fridge, microwave) which can also be used as an additional dressing room if required. We have a selection of screens which can be used to partition this room off.

There is show relay for use in the control room and backstage areas.

Local Area and facilities

Due to being in the centre of town, we are nearby to many shops, pubs and restaurants.
Please see below for a map of the local area.

