

Central
Bedfordshire

great
journeys

Junior Road Safety Scheme

Officer's Pack



Central Bedfordshire Council

Congratulations, you're now a Junior Road Safety Officer

Your job as a Junior Road Safety Officer (JRSO) is to tell everyone in your school how to stay safe on the road.

This information pack is here to help you with loads of ideas on running competitions, making posters, giving out safety advice and helping you to talk to your fellow students.

One of your teachers or helpers will assist you in becoming a super JRSO and the Central Bedfordshire Council Road Safety Team are on hand to give advice too.

In this pack

JRSO role

In this pack you will find all you need to help you in your new role as a JRSO.

There are plenty of fun ideas in the pack and useful planning materials to help you along the way.

Staying street wise

In this section there is information on staying safe whilst out and about. This includes crossing the road, walking, cycling and using the school bus.

Activities

This part of this pack there are some activities to use to get your classmates involved.

There are some great competition ideas such as crosswords and word searches.

There are also guides to hosting your own road safety competition. These come with answers so you can mark your class mates entries and choose a winner.

Your road safety journey starts here

So you want to be a road safety officer? Here are some of our top tips to get you started.

Here are some top tips to get you started:

- arrange a time for your talk with your teacher or helper
- choose a topic – use the yearly planner in this document to assist with topics. Try to plan something once a month.
- use our competition tools for ideas to get your class mates involved.
- promote your competitions - put up posters and tell the school in assemblies. Don't forget to hand out certificates for the winners.
- for your talks, remember to practice. Then speak loudly, clearly and slowly but most of all remember to have fun. 😊

Remember, as a JRSO you are part of our Road Safety Team and we can assist you with resources and ideas on current road safety issues.

Keep in touch

Let us know what you road safety activities you have been doing by emailing road.safety@centralbedfordshire.gov.uk

Run competitions

Get everyone in your school excited about road safety and hold your own competitions.

Here's what you need to do:

- get help from your teacher to decide the best time to run your competition.
- decide who are you doing the competition for, your class? Your year group? Or even the whole school?
- check out the yearly planner and search the websites to pick a topic.
- decide what competition you would like to run – we have added a few ideas and activities in this pack for you.
- promote your competition by tell everyone. Ask your teacher to help you with ideas to promote this.
- now you need a judge, ask your teacher to pick the winner.
- give out certificates for each winner, there is a template for you to photo copy. Add their name, class and the competition they have won.
- why not announce the winners in assembly? Present their certificate for the rest of the school to see their achievement.
- prizes – your teacher may be able to help you. You can even give out class/house points or perks within the school for free.

Competition ideas

Here are some ideas for competitions:

- use one of our handy activities in this pack
- design a poster with your chosen road safety message
- create a short play or advert, you could film it and show it in assembly
- write a story or a song
- design and make some bright clothing and other products to keep you safe when out and about
- draw a map and plan a safe route to school, include all the locations where you will need to use your green cross code.
- make a leaflet, show your School and your parents how to stay safe

If you have your own ideas then talk them through with your teacher or the Central Bedfordshire Council road safety team.

Competition Winner



Presented to

Class

For

Signed Junior Road Safety Officer

Head Teacher

A guide to using posters

Let people at your school know who you are by sharing the 'I'm a Junior Road Safety Officer' poster.

Here are some handy tips to get the most out of your poster:

- place it on the school notice board and make sure to add a photo of yourself so that everyone knows who you are.
- search the websites listed in the back of this pack and download some road safety posters to stick up around the school giving advice on how to stay safe.

Top Tips!

Use bright colours so people will see and take notice of your work.

Change them frequently, go for a new topic every month and remember your road safety message

I'm your Junior Road Safety Officer



My name is

.....

I am in class

.....

Ask me how to learn about road safety

Month	Topics	Things to do
September	Introduce yourself and the Green Cross Code. What is it and when you should use it	
October	Walk to School Month Stop Me Stop, Who are the School Crossing Patrols and how to use them	
November	Be Bright, Be Seen Look at ways to make yourself seen in the dark mornings and evenings	
December	Travelling in Vehicles Seatbelts, booster seats Driver distractions	
January	Weather Warning How does the cold weather affect road conditions Playing safe during bad weather	
February	Parking outside Schools Find out better ways to travel and reduce congestion outside your school	
March	Cycling Safely Cycle training and wearing the right kit Cycle paths and routes near you	

April	Travelling Safely – On foot, on wheels Find safe places to cross on your journey Staying safe on Skateboards, roller blades and scooters	
May	Walk to School Week Get fit walking How will it help the environment	
June	Other road user and form of transport Bus and Large Vehicle safety	
July	Staying Safe During the Summer Holidays and plan your journey for the new year.	

Road safety resources available from Central Bedfordshire Council

OSCAR

Our Safety Car is a road safety simulator. It's a real car with adapted hydraulics so whilst you sit in it and watch a short film on the windscreen you experience a realistic journey. Our 'school run' film shows you all about travelling safely and being a good passenger.

School crossing patrols

Introduce yourself as the Junior Road Safety Officer they will have plenty of helpful road safety ideas for you.

Once you have met them why not invite your local school crossing patrol into your assembly to do a talk on the Green Cross Code.

Trucks, bus and child safety

DHL and Arriva have got together to provide an engaging and interactive session using a real 44ft lorry and double decker to show the risks and threat trucks and large vehicles present.

The Honest Truth

Bedfordshire Fire Service and the Honest Truth can provide an interactive talk to your school using their very own animal heads.

All these resources are available to book through the council's Road Safety Team on road.safety@centralbedfordshire.gov.uk and don't forget to let us know what your school is doing.

Handy websites....

Here are some websites we think you will find useful :

www.centralbedfordshire.gov.uk/road-safety

Road safety info or contact the Road Safety Team

www.walktoschool.org.uk

Discover weird and wonderful walking facts and find out more about walk to school week

www.bikeability.org.uk

Find out about cycle training

www.roadsafetyweek.org.uk

All you need to know about road safety week

www.iwalktoschool.org

Find out about international walk to school month

www.talesoftheroad.direct.gov.uk

Lots of help and advice and fab games to play

www.makeroadsafe.org

A global road safety campaign - see what other countries do to keep safe

www.think.direct.gov.uk

Lots of information on national campaigns and the law

Activities

On the next few pages are some activities to use.

All the answers are at the end of the pack.

JRSO Challenge


K C C S K N V W T N C X B X X U T P I P N D P C
A R M W Z G T L J Q N U H F V O E P I G A B P A
F O X M Z S R J R F O X P R E R V R S T Q I F X
R S H P T N X E W A T L E B T A E S C V C W K O
O S T S J G O S E D B Q T X Z C P K A I M W P C
R I S Z C F N I T N V R V P P B Y C T S Y K L Y
E N Z T D H V N K H C S L O P B G N E A H N H C
F G I A H P O X R H G R D T A C C V B K R C C J
L S Z W J G Q O M D I I O E I L I H O A B G Z U
E P T V L W I P L H D K L S Z S Q Y A U O I E S
C A K U R Y D L L C B D W T S M D D R O O A B X
T C A V P P B X C C R D Y Q E C Y C D J S Q R B
I E U P E O O F N I I O G C Z E O E F W T L A I
V Q A G Z F Z D L A F U S M S H R D V B E I C C
E M U X I L V L H H D F S S I Q Q T E Z R Q R Y
S Y O U D N O F Z A S C A A I J Q M S R S D O C
T Z A C T Q S L T M O P P R B N G J C R E B S L
I V H I S U N T L O W S P E T H G H E P A I S E
C B E F X Z Q K T Y Q O N L T D S P G G T V I L
K P Y K M L L E C W P B B M U C Q S A G B C N I
E E Z N N D R L F X O O E N U J W X Z T Y X G G
R F Y N U M M L L F J P P R G B P M E R R A M H
S V N U W K I S X L P L S H T E P R K A Z O H T
A R D E Q L X U A X T E U U P F U K M V W T L S

lollypop
trafflights
bicyclelights
scooter
zebracrossing

schoolcrossingpatrol
crossingspace
reflectivestickers
seatbelt

streetlights
boosterseat
scateboard
greencrosscode

JRSO cross the road



ACROSS

1. CROSSING BIRD
2. STRIPY HORSE
4. WHO HELPS YOU CROSS THE ROAD?
5. WHAT SHOULD YOU PUT ON YOUR BIKE AT NIGHT?
7. WHAT CODE DO WE FOLLOW?

DOWN

3. FIND A SAFE PLACE TO CROSS AND THEN?
6. WHAT DO YOU PUT ON IN A CAR TO KEEP YOU SAFE?

JRSO word scramble

1. IEC EACRM VNA _____

2. COOSHL GSSICRNO LORPAT _____

3. NGERE SROCS ECDO _____

4. ECLPAIN IRCSGNSO _____

5. LERITEVEFC CEATKJ _____

6. EYCLCL ELETMH _____


7. EEKN APDS _____

8. SPTO IGNS _____

9. PKRADE SRCA _____

10. AFSE EPLAC OT ORSCS _____

JRSO cross the road 2



Across

- 2. STOP
- 4. CROSS
- 5. SAFE
- 6. WALK
- 12. CLEAR

Down

- 1. CAR
- 3. LOOK
- 7. ROAD
- 8. BUS
- 9. TRUCK
- 10. LIGHT
- 11. HEAR

Words Search 2

T Z T T G M T P J E P Q G H W C A X E W C W H H
A K K H O Z B G H F B E M O X M W I M G Y S G U
M B S E Z E R Z U C U K X S Y P E T R R J N O T
P U W Z C K O G O Y S V P Y B K F G T T P N H X
N O Q M R A A K A T K Z Z K B W B N Q R K E Z G
D S I A R T D L F N G F F S K T E L G H A O M O
D O C M C T W O A I P U T W P R M R S P A V G W
D A W U C T T U Y B E Q U X X G D Q I D L X Z A
F K K E Q U N V H M B R A O M H R F L N U P K S
R S B M R T J Z C H S E A T B E L T F Y R E V K
W Z X G P Y P U K C M G H V U A H F X J C B S F
N Y Y X M X R L I S T E N F C I S T K F A F C Z
I C I K B F J H S U N Y I O Z C T Q L U R M V A
S H H L L P N L W Y L O O K O A O J H Y N P T A
U B Z F U Z U G J D F B C L R L P U E K L J Q Z
I N J H W N L T Y X V X E V T O N V I I T V Z U
V H L H F S D V M X Y Q U N A Y I Z A B P A L Y
J Z N S Y N S R U H P L N O X S B T J E I O S O
J M A D M F C R O S S G M Z R S G B E X B E O L
M F M X S X L I Z A I V N I Z A N S Y Y G Q A W
T T R A F F I C Q B W O N Q Q F K H E L M E T B
O X A G J E J X J Z R Q M E P E W V Z O Q Z F G
M D A C R H C H V A O O F V O T W X W A O F C R
D W C R D K A B B Y W Z M T L Y T Q W U C D O E

Traffic

Look

Listen

Cross

Safety

Seatbelt

Car

Stop

Helmet

Road

Answers

Answers - JRSO Challenge

JRSO Challenge - WordMint

Page 1 of 1

Name: _____

Date: _____

JRSO Challenge

K C C S K N V W T N C X B X X U T P I P N D P C
A R M W Z G T L J Q N U H F V O E P I G A B P A
F O X M Z S R J R F O X P R E R V R S T Q I F X
R S H P T N X E W A T L E B T A E S C V C W K O
O S T S J G O S E D B Q T X Z C P K A I M W P C
R I S Z C F N I T N V R V P P B Y C T S Y K L Y
E N Z T D H V N K H C S L O P B G N E A H N H C
F G I A H P O X R H G R D T A C C V B K R C C J
L S Z W J G Q O M D I I O E I L I H O A B G Z U
E P T V L W I P L H D K L S Z S Q Y A U O I E S
C A K U R Y D L L C B D W T S M D D R O O A B X
T C A V P P B X C C R D Y Q E C Y C D J S Q R B
I E U P E O O F N I I O G C Z E O E F W T L A I
V Q A G Z F Z D L A F U S M S H R D V B E I C C
E M U X I L V L H H D F S S I Q Q T E Z R Q R Y
S Y O U D N O F Z A S C A A I J Q M S R S D O C
T Z A C T Q S L T M O P P R B N G J C R E B S L
I V H I S U N T L O W S P E T H G H E P A I S E
C B E F X Z Q K T Y Q O N L T D S P G G T V I L
K P Y K M L L E C W P B B M U C Q S A G B C N I
E E Z N N D R L F X O O E N U J W X Z T Y X G G
R F Y N U M M L L F J P P R G B P M E R R A M H
S V N U W K I S X L P L S H T E P R K A Z O H T
A R D E Q L X U A X T E U U P F U K M V W T L S

lollypop	schoolcrossingpatrol	streetlights	trafflights
crossingspace	boosterseat	bicyclelights	reflectivestickers
scateboard	scooter	seatbelt	greencrosscode
zebracrossing			

Answers - JRSO Cross The Road


JSRO Cross the Road.... - WordMint

Page 1 of 1

Name: _____

Date: _____

JSRO Cross the Road....



Across

1. Crossing bird
2. Stripy Horse
4. Who Helps you cross the Road
5. What should you put on your bike at night
7. What code do we follow

Down

3. What you should do
6. what you pu on for safety in a car

Answers - JRSO Word Scramble


- | | |
|---------------------------|------------------------|
| 1. IEC EACRM VNA | Ice cream van |
| 2. COOSHL GSSICRNO LORPAT | School crossing patrol |
| 3. NGERE SROCS ECDO | Green cross code |
| 4. ECLPAIN IRCSGNSO | Pelican crossing |
| 5. LERITEVEFC CEATKJ | Reflective jacket |
| 6. EYCLCL ELETMH | Cycle helmet |
| 7. EEKN APDS | Knee pads |
| 8. SPTO IGNS | Stop sign |
| 9. PKRADE SRCA | Parked cars |
| 10. AFSE EPLAC OT ORSCS | Safe place to cross |

Answers - JRSO 2

Name: _____

Date: _____

JSRO Cross the Road....



Across

1. Crossing bird
2. Stripy Horse
4. Who Helps you cross the Road
5. What should you put on your bike at night
7. What code do we follow

Down

3. What you should do
6. what you pu on for safety in a car

Answers - Words Search 2

Wordsearch 2 - WordMint

Page 1 of 1

Name: _____

Date: _____

Wordsearch 2

T Z T T G M T P J E P Q G H W C A X E W C W H H
A K K H O Z B G H F B E M O X M W I M G Y S G U
M B S E Z E **R** Z U C U K X S Y P E T R R J N O T
P U W Z C K **O** G O Y S V P Y B K F G T T P N H X
N O Q M R A **A** K A T K Z Z K B W B N Q R K E Z G
D S I A R T **D** L F N G F F S K T E L G H A O M O
D O C M C T W O A I P U T W P R M R S P A V G W
D A W U C T T U Y B E Q U X X G D Q I D L X Z A
F K K E Q U N V H M B R A O M H R F L N U P K S
R S B M R T J Z C H **S E A T B E L T** F Y R E V K
W Z X G P Y P U K C M G H V U A H F X J **C** B S F
N Y Y X M X R **L I S T E N** F C I **S** T K F **A** F C Z
I C I K B F J H S U N Y I O Z C **T** Q L U **R** M V A
S H H L L P N L W Y **L O O K** O A **O** J H Y N P T A
U B Z F U Z U G J D F B C L R L **P** U E K L J Q Z
I N J H W N L T Y X V X E V T O N V I I T V Z U
V H L H F S D V M X Y Q U N A Y I Z A B P A L Y
J Z N S Y N S R U H P L N O X S B T J E I O S O
J M A D M F **C R O S S** G M Z R **S** G B E X B E O L
M F M X S X L I Z A I V N I Z **A** N S Y Y G Q A W
T **T R A F F I C** Q B W O N Q Q **F K H E L M E T** B
O X A G J E J X J Z R Q M E P **E** W V Z O Q Z F G
M D A C R H C H V A O O F V O **T** W X W A O F C R
D W C R D K A B B Y W Z M T L **Y** T Q W U C D O E

Traffic	Seatbelt	Helmet	car
cross	safety	road	listen
look	Stop		



A great place to live and work

Contact us...

Your road safety team can give advice and assistance to you throughout the scheme.

Contact the Road Safety Team on 0300 300 5340 or email road.safety@centralbedfordshire.gov.uk